

## Old Stone Age Domino Match

This game has 12 playing cards, printed front and back.

Print this game on cardstock paper.

This page is the folder. Fold it on the gray lines.  
Fold the pocket up.  
Fold the folder in half.  
Staple the sides to hold the pocket in place.

Print pages 2,4, and 3,4 back-to-back; flip on short edge. Cut out the cards and place them in the folder pocket.


©2021 ZING-ZOOM.COM



- To play:
1. Shuffle the domino cards.
  2. Deal all of the cards.
  3. The player with the "GO" card starts by setting that card on the table.
  4. The player with the picture card that matches the word on the right, plays the next card.
  5. Keep playing until you run out of cards.



**cave**



**hunter**



**gatherer**




**fire**




**flint**




**woolly  
mammoth**



**cave  
art**



**saber-  
tooth  
tiger**



**stone  
tools**



**hut**



**Ice  
Age**



**STOP**

