

STUDY THE WORLD MAP



©2021 ZING-ZOOM.COM

CONTINENTS AND OCEANS GAME

This game has 11 game cards and a map.

Print this game on cardstock paper.
If you plan to laminate it, use 24lb paper.

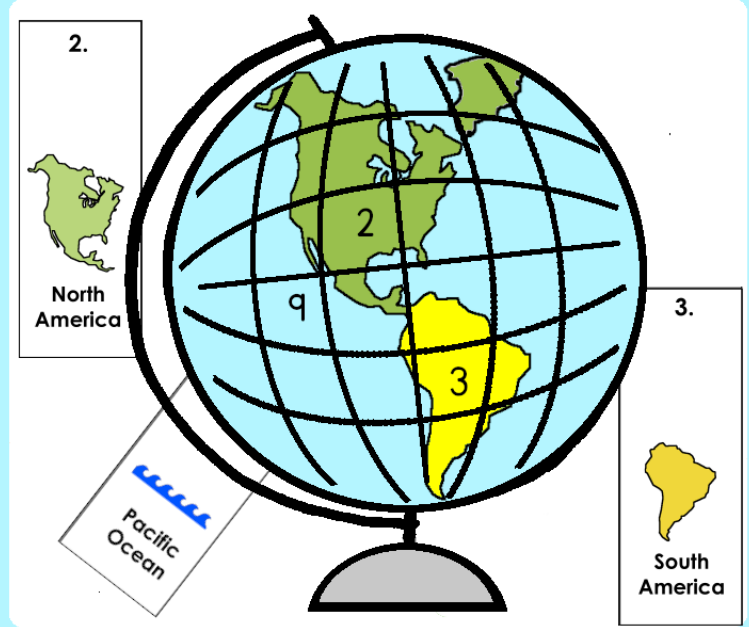
This page is the game folder. Fold up the pocket on the gray line.
Fold the folder in half. Staple the pocket on each side.

Cut out the game cards. Put them in the folder pocket.

Mapping I - Continents and Oceans

CONTINENTS & OCEANS

Locate 7 Continents & 4 Oceans



CONTINENTS AND OCEANS

To play:



1. Take the map out of the folder and place it on the table.
2. Shuffle the playing cards and place them in the folder pocket.
3. Look at the number on the top card. (Numbers 2-8 are continents. Numbers 9-12 are oceans.)
4. Find the number on the map. Name the continent or ocean.
5. Pull the card from the pocket to check your answer. If you're correct keep the card. If not, put it back in the pocket.
6. Keep playing until you have all of the cards.

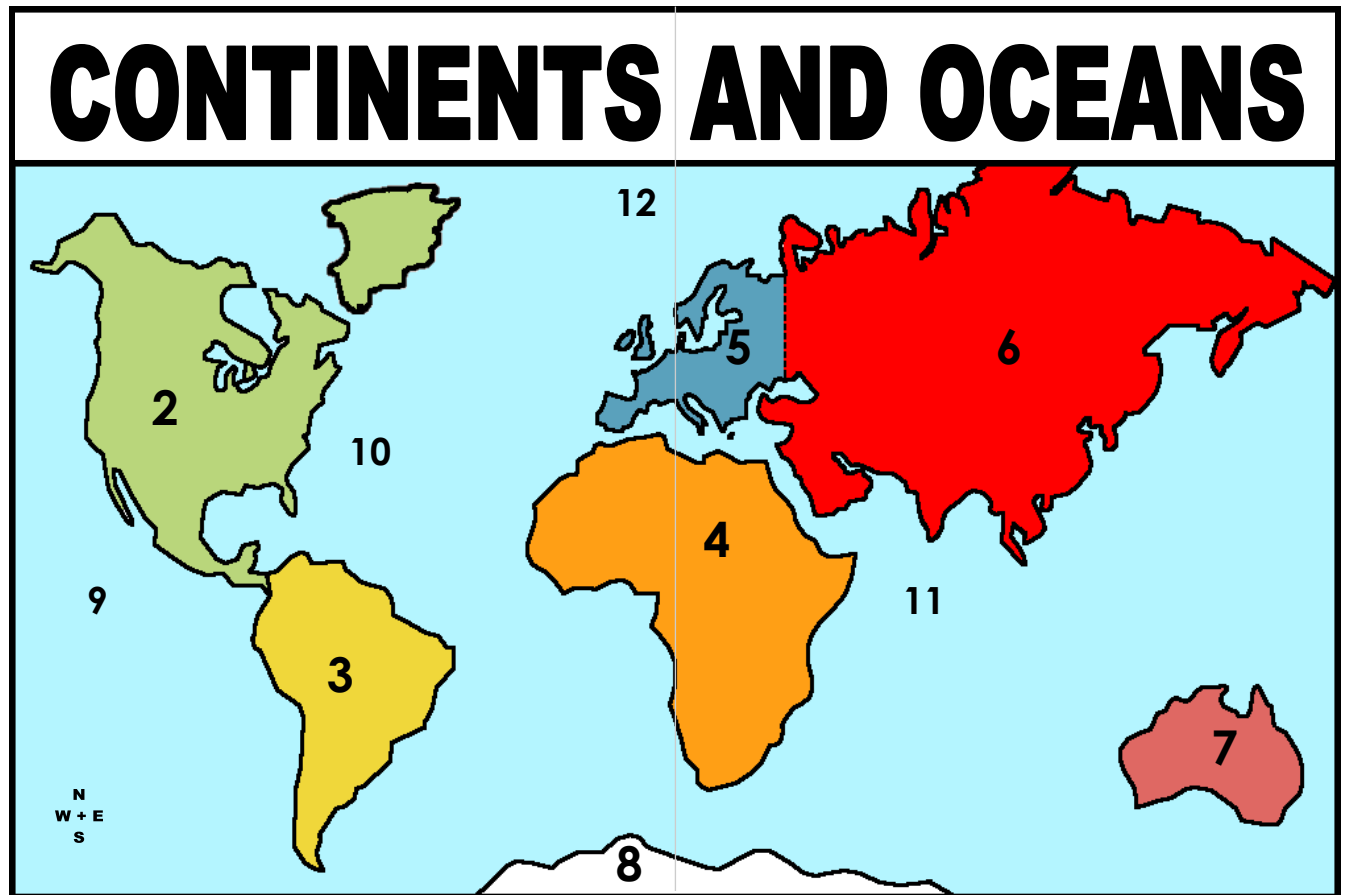
Earth has 7 continents (large land masses) and 4 oceans.
Study the map on the back of this folder
to learn their names and locations.










CONTINENTS AND OCEANS

Cut out the world map. Fold it in half.
Put it in the game folder.

Cut out the 11 playing cards.
Put them in the folder pocket.

11.	12.
 Indian Ocean	 Arctic Ocean



2.	3.	4.	5.	6.	7.	8.	9.	10.
 North America	 South America	 Africa	 Europe	 Asia	 Australia	 Antarctica	 Pacific Ocean	 Atlantic Ocean